







FIRST STOP ELECTRICAL

Unit 27 Jupiter Plaza
12-20 Lawrence Dr
Nerang, Qld, 4211

Ph: 07 5596 2800
Fx: 07 5596 2900
Email: nerang@firststop.com.au



SIMILAR TO 2000 SERIES

	DESCRIPTION	TRADE	1ST STOP	DISC	1ST STOP CODE
	1G SWITCH VERTICAL	\$ 8.07	\$ 3.50	57%	LOGSW1
	2G SWITCH VERTICAL	\$ 13.04	\$ 5.15	61%	LOGSW2
	3G SWITCH VERTICAL	\$ 22.34	\$ 6.10	73%	LOGSW3
	4G SWITCH VERTICAL	\$ 34.16	\$ 8.15	76%	LOGSW4
	5G SWITCH VERTICAL	\$ 48.66	\$ 11.40	77%	LOGSW5
	6G SWITCH VERTICAL	\$ 56.73	\$ 15.60	73%	LOGSW6
	1G GRID & PLATE	\$ 4.87	\$ 2.55	48%	LOGSW1P
	2G GRID & PLATE	\$ 5.27	\$ 2.55	52%	LOGSW2P
	3G GRID & PLATE	\$ 5.68	\$ 2.55	55%	LOGSW3P
	4G GRID & PLATE	\$ 9.00	\$ 2.55	72%	LOGSW4P
	5G GRID & PLATE	\$ 10.05	\$ 2.55	75%	LOGSW5P
	6G GRID & PLATE	\$ 10.05	\$ 2.55	75%	LOGSW6P
	BLANK PLATE	\$ 5.02	\$ 2.55	49%	LOGSWBP
	TV OUTLET COAX F-PAL	\$ 8.11	\$ 4.80	41%	LOGTV1
	TV OUTLET F TYPE	\$ 11.22	\$ 4.80	57%	LOGTV1F
	DATA OUTLET RJ45	\$ 15.87	\$ 6.10	62%	LOGTPRJ45
	10A SINGLE GPO	\$ 10.72	\$ 4.55	58%	LOGPP1H
	10A SINGLE GPO EX/SW	\$ 23.87	\$ 9.70	59%	LOGPP1HX
	15A SINGLE GPO	\$ 21.32	\$ 7.20	66%	LOGPP1H15
	10A DOUBLE GPO	\$ 17.19	\$ 5.60	67%	LOGPP2H
	10A DOUBLE GPO EX/SW	\$ 33.62	\$ 11.85	65%	LOGPP2HX
	15A DOUBLE GPO	\$ 61.92	\$ 10.50	83%	LOGPP2H15
	10A SINGLE GPO VERTICAL	\$ 18.46	\$ 5.10	72%	LOGPP1V
	10A DOUBLE GPO VERTICAL	\$ 46.58	\$ 8.80	81%	LOGPP2V
	MOUNTING BLOCK 18MM	\$ 4.57	\$ 1.95	57%	LOGMB18
	MOUNTING BLOCK 35MM	\$ 5.79	\$ 2.55	56%	LOGMB35
	MECH 16A 1-2W	\$ 6.20	\$ 2.00	68%	LOGSM16
	MECH 32A	\$ 16.53	\$ 11.70	30%	LOGSM32
	MECH 10A DOUBLE POLE	\$ 18.10	\$ 6.50	64%	LOGSMDP
	MECH 10A INTERMEDIATE	\$ 31.30	\$ 5.60	82%	LOGSMI10
	MECH 2A 'PRESS'	\$ 9.79	\$ 3.15	68%	LOGSMP2
	MECH 16A ROTARY 4 POSITION	\$ 17.48	\$ 5.40	69%	LOGSMR4
	MECH NEON 240V GREEN	\$ 25.14	\$ 6.25	75%	LOGSMNMG
	MECH NEON 240V RED	\$ 22.22	\$ 6.25	72%	LOGSMNMR
	MECH TV F-PAL	\$ 7.35	\$ 3.00	60%	LOGSMTVFCM
	MECH DATA RJ45	\$ 11.00	\$ 4.85	56%	LOGSMDM5E
MECH DIMMER 400VA	\$ 50.83	\$ 20.90	59%	LOGSMDM400S	
MECH DIMMER 500VA DUAL	\$ 60.44	\$ 37.95	37%	LOGSMDM500	






FIRST STOP ELECTRICAL

Unit 27 Jupiter Plaza
12-20 Lawrence Dr
Nerang, Qld, 4211

Ph: 07 5596 2800
Fx: 07 5596 2900
Email: nerang@firststop.com.au



SIMILAR TO "XL" SERIES

DESCRIPTION	TRADE	1ST STOP SELL	DISC	1ST STOP CODE
 1G SWITCH VERTICAL	\$ 7.80	\$ 3.70	53%	SPMSW1V
2G SWITCH VERTICAL	\$ 12.61	\$ 5.70	55%	SPMSW2V
3G SWITCH VERTICAL	\$ 21.87	\$ 10.35	53%	SPMSW3V
4G SWITCH VERTICAL	\$ 34.10	\$ 12.60	63%	SPMSW4V
5G SWITCH VERTICAL	\$ 48.16	\$ 15.80	67%	SPMSW5V
6G SWITCH VERTICAL	\$ 56.66	\$ 21.00	63%	SPMSW6V
1G GRID & PLATE	\$ 4.72	\$ 2.85	40%	SPMSW1V/GP
2G GRID & PLATE	\$ 5.10	\$ 2.85	44%	SPMSW2V/GP
3G GRID & PLATE	\$ 5.37	\$ 2.85	47%	SPMSW3V/GP
4G GRID & PLATE	\$ 8.68	\$ 2.85	67%	SPMSW4V/GP
5G GRID & PLATE	\$ 9.66	\$ 2.85	70%	SPMSW5V/GP
6G GRID & PLATE	\$ 9.66	\$ 2.85	70%	SPMSW6V/GP
BLANK PLATE	\$ 4.97	\$ 2.85	43%	SPMSWBP
DATA OUTLET RJ45	\$ 18.81	\$ 7.65	60%	SPMRJ45
TV OUTLET COAX F-PAL	\$ 8.02	\$ 5.70	30%	SPMTV1
10A SINGLE GPO	\$ 10.37	\$ 4.40	58%	SPMGPO1
10A SINGLE GPO EX/SW	\$ 21.89	\$ 13.30	40%	SPMGPO1X
15A SINGLE GPO	\$ 20.57	\$ 9.50	54%	SPMGPO1/15
10A DOUBLE GPO	\$ 16.59	\$ 5.95	64%	SPMGPO2
10A DOUBLE GPO EX/SW	\$ 32.92	\$ 14.10	57%	SPMGPO2X
 MECH 16A 1-2W	\$ 6.11	\$ 2.65	57%	SPMSM
MECH 32A	\$ 16.35	\$ 8.05	51%	LOGSM32
MECH 10A DOUBLE POLE	\$ 36.63	\$ 11.70	68%	LOGSMDP
MECH 10A INTERMEDIATE	\$ 31.18	\$ 5.60	82%	LOGSMI10
MECH 2A 'PRESS'	\$ 6.50	\$ 2.80	57%	LOGSMP2
MECH 16A ROTARY 4 POSITION	\$ 9.55	\$ 4.80	50%	LOGSMR4
 MECH NEON 240V GREEN	\$ 25.11	\$ 5.55	78%	LOGSMNMG
MECH NEON 240V RED	\$ 22.18	\$ 5.55	75%	LOGSMNMR
MECH DIMMER 500VA DUAL	\$ 52.68	\$ 19.70	63%	MDCLC1-30/500E




FIRST STOP ELECTRICAL

Unit 27 Jupiter Plaza
12-20 Lawrence Dr
Nerang, Qld, 4211

Ph: 07 5596 2800
Fx: 07 5596 2900
Email: nerang@firststop.com.au



SIMILAR TO C2000 SERIES

DESCRIPTION	TRADE	1ST STOP SELL	DISC	1ST STOP CODE
 1G SWITCH VERTICAL	\$ 8.07	\$ 3.95	51%	AUXSW1VWE
2G SWITCH VERTICAL	\$ 13.04	\$ 8.50	35%	AUXSW2CVWE
3G SWITCH VERTICAL	\$ 22.34	\$ 10.50	53%	AUXSW3VWE
4G SWITCH VERTICAL	\$ 34.16	\$ 12.20	64%	AUXSW4CVWE
5G SWITCH VERTICAL	\$ 48.66	\$ 14.60	70%	AUXSW5VWE
6G SWITCH VERTICAL	\$ 56.73	\$ 16.95	70%	AUXSW6VWE
1G GRID & PLATE	\$ 4.87	\$ 2.95	40%	AUXSW1LMWE
2G GRID & PLATE	\$ 5.27	\$ 2.95	44%	AUXSW2CLMWE
3G GRID & PLATE	\$ 5.68	\$ 2.95	48%	AUXSW3LMWE
4G GRID & PLATE	\$ 9.00	\$ 2.95	67%	AUXSW4CLMWE
5G GRID & PLATE	\$ 10.05	\$ 2.95	71%	AUXSW5LMWE
6G GRID & PLATE	\$ 10.05	\$ 2.95	71%	AUXSW6LMWE
BLANK PLATE	\$ 5.02	\$ 2.95	41%	AUXSW5BWE
TV OUTLET COAX F-PAL	\$ 8.11	\$ 5.50	32%	AUXTV1FWE
TV OUTLET F TYPE	\$ 11.22	\$ 5.50	51%	AUXTV1FFWE
DATA OUTLET RJ45	\$ 15.87	\$ 6.70	58%	AUXTPRJ45/12WE
10A SINGLE GPO	\$ 10.72	\$ 5.85	45%	AUXGPO1SLWE
10A SINGLE GPO EX/SW	\$ 23.87	\$ 10.95	54%	AUXGPO1SLXWE
15A SINGLE GPO	\$ 21.32	\$ 7.45	65%	AUXGPO1SL/15WE
10A DOUBLE GPO	\$ 17.19	\$ 5.85	66%	AUXGPO2SLWE
10A DOUBLE GPO EX/SW	\$ 33.62	\$ 12.95	62%	AUXGPO2SLXWE
10A SINGLE GPO VERTICAL	\$ 18.46	\$ 6.95	62%	AUXGPO1SLVWE
10A DOUBLE GPO VERTICAL	\$ 28.59	\$ 8.95	69%	AUXGPO2SLVWE
MECH 16A 1-2W	\$ 6.20	\$ 3.00	52%	AUXSM215WE
MECH 10A DOUBLE POLE	\$ 18.10	\$ 11.95	34%	AUXSMDP
MECH 10A INTERMEDIATE	\$ 31.30	\$ 9.95	68%	AUXSMIXWE
MECH 2A 'PRESS'	\$ 9.79	\$ 3.80	61%	AUXSMBPNOWE
MECH NEON 240V GREEN	\$ 25.14	\$ 5.60	78%	AUXSMNEONGREEN
MECH NEON 240V RED	\$ 22.22	\$ 5.60	75%	AUXSMNEONRED
MECH DIMMER 500VA DUAL	\$ 60.44	\$ 19.70	67%	MDCLC1-30/500E



FIRST STOP ELECTRICAL

Unit 27 Jupiter Plaza
12-20 Lawrence Dr
Nerang, Qld, 4211

Ph: 07 5596 2800
Fx: 07 5596 2900
Email: nerang@firststop.com.au

CONNECTED switch gear®

SLIMFIT 6.5MM THICK

DESCRIPTION	TRADE	1ST STOP SELL	DISC	1ST STOP CODE
1 GANG VERTICAL SWITCH	\$ 8.07	\$ 3.75	54%	CNNLS101V-L
2 GANG VERTICAL SWITCH	\$ 13.04	\$ 5.65	57%	CNNLS102V-L
3 GANG VERTICAL SWITCH	\$ 22.34	\$ 8.00	64%	CNNLS103V-L
4 GANG VERTICAL SWITCH	\$ 34.16	\$ 9.80	71%	CNNLS104V-L
5 GANG VERTICAL SWITCH	\$ 48.66	\$ 11.95	75%	CNNLS105V-L
6 GANG VERTICAL SWITCH	\$ 56.73	\$ 15.50	73%	CNNLS106V-L
1G GRID & PLATE	\$ 4.87	\$ 3.25	33%	CNNPB1-L
2G GRID & PLATE	\$ 5.27	\$ 3.25	38%	CNNPB2-L
3G GRID & PLATE	\$ 5.68	\$ 3.25	43%	CNNPB3-L
4G GRID & PLATE	\$ 9.00	\$ 3.25	64%	CNNPB4-L
5G GRID & PLATE	\$ 10.05	\$ 3.25	68%	CNNPB5-L
6G GRID & PLATE	\$ 10.05	\$ 3.25	68%	CNNPB6-L
1G C/PLATE B/ALUM (B/BRASS)	\$ 11.34	\$ 2.15	81%	CNNCAL-1
2G C/PLATE B/ALUM (B/BRASS)	\$ 10.65	\$ 2.15	80%	CNNCAL-2
3G C/PLATE B/ALUM (B/BRASS)	\$ 11.03	\$ 2.15	81%	CNNCAL-3
4G C/PLATE B/ALUM (B/BRASS)	\$ 10.99	\$ 2.15	80%	CNNCAL-4
5G C/PLATE B/ALUM (B/BRASS)	\$ 10.74	\$ 2.15	80%	CNNCAL-5
6G C/PLATE B/ALUM (B/BRASS)	\$ 10.72	\$ 2.15	80%	CNNCAL-6
TV OUTLET SINGLE F-PAL	\$ 8.11	\$ 6.15	24%	CNNTVSSF-L
TV OUTLET SINGLE F-F	\$ 11.22	\$ 6.25	44%	CNNTVCP-L
10A SINGLE GPO	\$ 10.72	\$ 5.15	52%	CNNPOS10-L
10A SINGLE GPO EX/SW	\$ 23.87	\$ 10.15	57%	CNNPOS10X-L
10A SINGLE GPO 2 EX/SW	\$ 40.76	\$ 12.30	70%	CNNPOS10XX-L
15A SINGLE GPO	\$ 21.32	\$ 6.80	68%	CNNPOS15-L
10A DOUBLE GPO	\$ 17.19	\$ 5.80	66%	CNNPOD10-L
10A DOUBLE GPO EX/SW	\$ 36.30	\$ 11.95	67%	CNNPOD10X-L
15A DOUBLE GPO	\$ 61.92	\$ 9.10	85%	CNNPOD15-L
10A 4 GANG GPO	\$ -	\$ 23.20	-	CNNPO410-L
MECH 10A 1-2 WAY	\$ 6.20	\$ 2.60	58%	CNNSM2W10F
MECH 32A 1-2 WAY	\$ 16.53	\$ 7.65	54%	CNNSM2W32F
MECH 32A STOVE	\$ 19.97	\$ 7.65	62%	CNNSM2W32F-ST
MECH 10A DOUBLE POLE	\$ 18.10	\$ 4.30	76%	CNNSMDP10
MECH 10A INTERMEDIATE	\$ 31.30	\$ 4.75	85%	CNNSMINT10
MECH TV F-PAL	\$ 7.35	\$ 3.40	54%	CNNSMTVSSF-F



LS101V-L



CATSE
Circuit Breaker
10A 1-2 Way
White and Black



FIRST STOP ELECTRICAL

Unit 27 Jupiter Plaza
12-20 Lawrence Dr
Nerang, Qld, 4211

Ph: 07 5596 2800
Fx: 07 5596 2900
Email: nerang@firststop.com.au

CONNECTED switch gear®

STAINLESS STEEL RANGE


DESCRIPTION	TRADE	1ST STOP SELL	DISC	1ST STOP CODE
1G VERTICAL SWITCH	\$ 39.58	\$ 19.25	51%	CNNS-LS101V
2G VERTICAL SWITCH	\$ 51.65	\$ 28.50	45%	CNNS-LS102V
3G VERTICAL SWITCH	\$ 63.85	\$ 32.40	49%	CNNS-LS103V
4G VERTICAL SWITCH	\$ 76.72	\$ 38.35	50%	CNNS-LS104V
5G VERTICAL SWITCH	\$ 89.40	\$ 42.10	53%	CNNS-LS105V
6G VERTICAL SWITCH	\$ 101.57	\$ 53.50	47%	CNNS-LS106V
10A SINGLE GPO	\$ 55.45	\$ 26.40	52%	CNNS-POS10
10A DOUBLE GPO	\$ 85.50	\$ 35.35	57%	CNNS-POD10
10A DOUBLE GPO EX/SW	\$ 97.24	\$ 59.50	39%	CNNS-POD10X



SS-POD

Miscellaneous Accessories

DESCRIPTION	TRADE	1ST STOP SELL	DISC	1ST STOP CODE
BATTEN HOLDER STANDARD	\$ 6.16	\$ 2.30	63%	CNNBH
CEILING ROSE 4 TERMINAL	\$ 8.62	\$ 3.40	61%	LOGCR
LAMPHOLDER BC C/GRIP	\$ 5.20	\$ 3.10	40%	LOGLH
TPS J BOX STANDARD	\$ 5.15	\$ 2.70	48%	LOGJB
TPS J BOX LARGE	\$ 5.63	\$ 2.80	50%	LOGJBL
MOUNTING BRACKET HORIZ	\$ 1.64	\$ 0.62	62%	LOGSB
MOUNTING BRACKET C CLIP	\$ 1.50	\$ 0.50	67%	CNNBWB1
MOUNTING BRACKET PLASTER	\$ 4.14	\$ 1.05	75%	AUXBHP400
SURFACE SOCKET SINGLE	\$ 7.42	\$ 2.35	68%	CNNSMS1
SURFACE SOCKET TWIN	\$ 17.76	\$ 5.00	72%	CNNSMS2
CONNECTOR 1 SCREW	\$ 0.74	\$ 0.19	74%	MATCON1
CONNECTOR 2 SCREW	\$ 0.91	\$ 0.29	68%	MATCON2
MOUNTING BRACKET ENCLOSED	\$ 7.51	\$ 4.50	40%	AUXWP239WE
PLUG TOP 10A	\$ 4.19	\$ 1.95	54%	POWERP
PLUG TOP 15A	\$ 6.11	\$ 2.95	52%	POWERP15
EXTENSION SOCKET 10A	\$ 7.91	\$ 4.20	47%	POWERP
EXTENSION SOCKET 15A	\$ 14.06	\$ 6.75	52%	POWERP15
PORTABLE POWER OUTLET RCD PROT.	\$ 208.86	\$ 99.95	52%	AUXSG10
SMOKE ALARM 240/9V	\$ 103.36	\$ 21.15	80%	MATFSA-15000





FIRST STOP ELECTRICAL

Unit 27 Jupiter Plaza
12-20 Lawrence Dr
Nerang, Qld, 4211

Ph: 07 5596 2800
Fx: 07 5596 2900
Email: nerang@firststop.com.au



IP56 PROTECTED SWITCHGEAR

DESCRIPTION	TRADE	1ST STOP SELL	DISC	1ST STOP CODE
10A 3 PIN SWITCHED SOCKET IP56	\$ 91.85	\$ 55.40	40%	GWRCO1PH10
15A 3 PIN SWITCHED SOCKET IP56	\$ 106.46	\$ 55.40	48%	GWRCO1PH15
10A 4 PIN SWITCHED SOCKET IP56	\$ 202.13	\$ 72.00	64%	GWRCO3PH410
20A 4 PIN SWITCHED SOCKET IP56	\$ 217.35	\$ 73.00	66%	GWRCO3PH420
32A 4 PIN SWITCHED SOCKET IP56	\$ 338.56	\$ 74.00	78%	GWRCO3PH432
40A 4 PIN SWITCHED SOCKET IP56	\$ 567.02	\$ 75.00	87%	GWRCO3PH440
50A 4 PIN SWITCHED SOCKET IP56	\$ 671.57	\$ 76.00	89%	GWRCO3PH450
10A 5 PIN SWITCHED SOCKET IP56	\$ 236.17	\$ 75.00	68%	GWRCO3PH510
20A 5 PIN SWITCHED SOCKET IP56	\$ 249.97	\$ 77.50	69%	GWRCO3PH520
32A 5 PIN SWITCHED SOCKET IP56	\$ 348.58	\$ 78.50	78%	GWRCO3PH532
40A 5 PIN SWITCHED SOCKET IP56	\$ 581.09	\$ 79.50	86%	GWRCO3PH540
50A 5 PIN SWITCHED SOCKET IP56	\$ 681.58	\$ 80.50	88%	GWRCO3PH550
10A 3 PIN STRAIGHT PLUG IP56	\$ 31.25	\$ 17.40	44%	GWRPLIPH10
15A 3 PIN STRAIGHT PLUG IP56	\$ 39.66	\$ 17.40	56%	GWRPLIPH15
10A 4 PIN STRAIGHT PLUG IP56	\$ 82.04	\$ 44.00	46%	GWRPLS3PH410
20A 4 PIN STRAIGHT PLUG IP56	\$ 90.03	\$ 44.90	50%	GWRPLS3PH420
32A 4 PIN STRAIGHT PLUG IP56	\$ 129.89	\$ 45.70	65%	GWRPLS3PH432
40A 4 PIN STRAIGHT PLUG IP56	\$ 195.45	\$ 47.50	76%	GWRPLS3PH440
50A 4 PIN STRAIGHT PLUG IP56	\$ 264.19	\$ 48.30	82%	GWRPLS3PH450
10A 5 PIN STRAIGHT PLUG IP56	\$ 99.33	\$ 48.30	52%	GWRPLS3PH510
20A 5 PIN STRAIGHT PLUG IP56	\$ 104.12	\$ 49.60	52%	GWRPLS3PH520
32A 5 PIN STRAIGHT PLUG IP56	\$ 131.06	\$ 50.50	62%	GWRPLS3PH532
40A 5 PIN STRAIGHT PLUG IP56	\$ 202.78	\$ 51.80	75%	GWRPLS3PH540
50A 5 PIN STRAIGHT PLUG IP56	\$ 276.22	\$ 60.40	78%	GWRPLS3PH550
10A 4 PIN ANGLE PLUG IP56	\$ 88.66	\$ 44.40	50%	GWRPLA3PH410
20A 4 PIN ANGLE PLUG IP56	\$ 97.29	\$ 45.30	53%	GWRPLA3PH420
32A 4 PIN ANGLE PLUG IP56	\$ 144.29	\$ 50.50	65%	GWRPLA3PH432
10A 5 PIN ANGLE PLUG IP56	\$ 104.31	\$ 48.70	53%	GWRPLA3PH510
20A 5 PIN ANGLE PLUG IP56	\$ 109.35	\$ 49.60	55%	GWRPLA3PH520
32A 5 PIN ANGLE PLUG IP56	\$ 160.55	\$ 50.50	69%	GWRPLA3PH532
10A 4 PIN EXTENSION SOCKET IP56	\$ 139.22	\$ 45.70	67%	GWRSCO4P10
20A 4 PIN EXTENSION SOCKET IP56	\$ 179.50	\$ 46.60	74%	GWRSCO4P20
32A 4 PIN EXTENSION SOCKET IP56	\$ 232.76	\$ 47.50	80%	GWRSCO4P32
10A 5 PIN EXTENSION SOCKET IP56	\$ 150.07	\$ 50.00	67%	GWRSCO5P10
20A 5 PIN EXTENSION SOCKET IP56	\$ 201.27	\$ 50.90	75%	GWRSCO5P20
32A 5 PIN EXTENSION SOCKET IP56	\$ 245.81	\$ 51.90	79%	GWRSCO5P32



FIRST STOP ELECTRICAL

Unit 27 Jupiter Plaza
12-20 Lawrence Dr
Nerang, Qld, 4211

Ph: 07 5596 2800
Fx: 07 5596 2900
Email: nerang@firststop.com.au



IP56 PROTECTED SWITCHGEAR

DESCRIPTION	TRADE	1ST STOP SELL	DISC	1ST STOP CODE
10A 3 PIN AUTOSWITCH SOCKET IP56	\$ 95.89	\$ 39.90	58%	GWRSCA310
15A 3 PIN AUTOSWITCH SOCKET IP56	\$ 101.89	\$ 39.90	61%	GWRSCA315
10A 3 PIN SOCKET WITH BASE IP56	\$ 92.03	\$ 32.20	65%	GWRSC310
15A 3 PIN SOCKET WITH BASE IP56	\$ 97.82	\$ 32.20	67%	GWRSC315
10A 4 PIN SOCKET WITH BASE IP56	\$ 164.66	\$ 39.80	76%	GWRSC410
20A 4 PIN SOCKET WITH BASE IP56	\$ 178.36	\$ 39.80	78%	GWRSC420
32A 4 PIN SOCKET WITH BASE IP56	\$ 237.06	\$ 41.80	82%	GWRSC432
40A 4 PIN SOCKET WITH BASE IP56	\$ 342.20	\$ 44.30	87%	GWRSC440
50A 4 PIN SOCKET WITH BASE IP56	\$ 425.75	\$ 45.30	89%	GWRSC450
10A 5 PIN SOCKET WITH BASE IP56	\$ 170.52	\$ 43.90	74%	GWRSC510
20A 5 PIN SOCKET WITH BASE IP56	\$ 188.16	\$ 45.80	76%	GWRSC520
32A 5 PIN SOCKET WITH BASE IP56	\$ 246.98	\$ 46.80	81%	GWRSC532
40A 5 PIN SOCKET WITH BASE IP56	\$ 350.75	\$ 49.30	86%	GWRSC540
50A 5 PIN SOCKET WITH BASE IP56	\$ 433.17	\$ 50.30	88%	GWRSC550
20A 3 POLE CHANGEOVER SWITCH IP56	\$ 266.15	\$ 51.80	81%	GWRS3P20C/O
20A 3 POLE REVERSING SWITCH IP56	\$ 281.39	\$ 51.80	82%	GWRS320F/R
10A 2 POLE SWITCH WITH BASE IP56	\$ 111.50	\$ 37.80	66%	GWRS2P10
20A 2 POLE SWITCH WITH BASE IP56	\$ 136.21	\$ 40.80	70%	GWRS2P20
20A 3 POLE SWITCH WITH BASE IP56	\$ 108.81	\$ 40.80	63%	GWRS3P20
32A 3 POLE SWITCH WITH BASE IP56	\$ 151.87	\$ 41.80	73%	GWRS3P32
20A 1 POLE ISOLATOR IP56	\$ 55.18	\$ 16.95	69%	GWRUKF1-20
35A 1 POLE ISOLATOR IP56	\$ 66.26	\$ 17.55	74%	GWRUKF1-35
63A 1 POLE ISOALTOR IP56	\$ -	\$ 20.05	-	GWRUKF1-63
20A 3 POLE ISOLATOR IP56	\$ 58.42	\$ 19.95	66%	GWRUKF3-20
35A 3 POLE ISOLATOR IP56	\$ 82.06	\$ 20.55	75%	GWRUKF3-35
63A 3 POLE ISOLATOR IP56	\$ 94.21	\$ 21.15	78%	GWRUKF3-63
20A 1 POLE ISOLATOR MED. IP56	\$ 55.18	\$ 16.80	70%	GWRMIS1-20
35A 1 POLE ISOLATOR MED. IP56	\$ 66.26	\$ 17.25	74%	GWRMIS1-35
20A 3 POLE ISOLATOR MED. IP56	\$ 58.42	\$ 19.90	66%	GWRMIS3-20
35A 3 POLE ISOLATOR MED. IP56	\$ 82.06	\$ 20.50	75%	GWRMIS3-35
10A SINGLE GPO WEATHERPROOF IP56	\$ 35.13	\$ 17.25	51%	GWRWPGPO1
10A DOUBLE GPO WEATHERPROOF IP56	\$ 58.43	\$ 19.45	67%	GWRWPGPO2
10A SINGLE SWITCH IP66	\$ 28.86	\$ 14.25	51%	GWRWSW1
10A DOUBLE SWITCH IP66	\$ 40.62	\$ 17.25	58%	GWRWSW2



FIRST STOP ELECTRICAL

Unit 27 Jupiter Plaza
12-20 Lawrence Dr
Nerang, Qld, 4211

Ph: 07 5596 2800
Fx: 07 5596 2900
Email: nerang@firststop.com.au



IP56 PROTECTED SWITCHGEAR

DESCRIPTION	TRADE	1ST STOP SELL	DISC	1ST STOP CODE
10A 4 PIN RCD PROTECTED OUTLET IP56	\$ 552.50	\$ 147.00	73%	GWRC410RP
20A 4 PIN RCD PROTECTED OUTLET IP56	\$ 570.52	\$ 147.00	74%	GWRS420RP
32A 4 PIN RCD PROTECTED OUTLET IP56	\$ 626.54	\$ 149.00	76%	GWRC432RC
40A 4 PIN RCD PROTECTED OUTLET IP56	\$ 710.41	\$ 151.50	79%	GWRS440RC
10A 5 PIN RCD PROTECTED OUTLET IP56	\$ 578.18	\$ 151.10	74%	GWRC510RC
20A 5 PIN RCD PROTECTED OUTLET IP56	\$ 606.47	\$ 153.00	75%	GWRC520RC
32A 5 PIN RCD PROTECTED OUTLET IP56	\$ 650.22	\$ 154.00	76%	GWRC532RC
40A 5 PIN RCD PROTECTED OUTLET IP56	\$ 769.39	\$ 156.50	80%	GWRC540RC
10A 3 PIN 24 HOUR TIMER IP56	\$ 423.77			





FIRST STOP ELECTRICAL

Unit 27 Jupiter Plaza
12-20 Lawrence Dr
Nerang, Qld, 4211

Ph: 07 5596 2800
Fx: 07 5596 2900
Email: nerang@firststop.com.au

PVC Duct, Conduit & Fittings



DESCRIPTION	TRADE	1ST STOP SELL	DISC	1ST STOP CODE
PVC DUCT WHITE 4MTR 16x10	\$ 19.75	\$ 8.95	55%	CONCD1610
PVC DUCT WHITE 4MTR 16x16	\$ 24.70	\$ 9.90	60%	CONCD1616
PVC DUCT WHITE 4MTR 25x16	\$ 28.62	\$ 10.95	62%	CONCD2516
PVC DUCT WHITE 4MTR 25x25	\$ 39.06	\$ 12.95	67%	CONCD2525
PVC DUCT WHITE 4MTR 50x25	\$ 52.21	\$ 19.50	63%	CONCD5025
PVC DUCT WHITE 4MTR 50x50	\$ 88.49	\$ 27.95	68%	CONCD5050
PVC DUCT WHITE 4MTR 75x50	\$ 139.12	\$ 39.95	71%	CONCD7550
PVC DUCT WHITE 4MTR 75x75	\$ 155.96	\$ 57.95	63%	CONCD7550
PVC DUCT WHITE 4MTR 100x50	\$ 168.65	\$ 57.95	66%	CONCD10050
PVC DUCT WHITE 4MTR 100x100	\$ 219.23	\$ 84.00	62%	CONCD100100
PVC DUCT WHITE 4MTR 150x75	\$ 293.37	\$ 110.00	63%	CONCD15075



CORRO CONDUIT GREY 16mm x 50M	\$ 135.46	\$ 32.00	76%	CONCC1650
CORRO CONDUIT GREY 20mm x 25M	\$ 57.19	\$ 24.00	58%	CONCC2025
CORRO CONDUIT GREY 20mm x 50M	\$ 136.24	\$ 40.00	71%	CONCC2050
CORRO CONDUIT GREY 25mm x 25M	\$ 76.21	\$ 36.00	53%	CONCC2525
CORRO CONDUIT GREY 25mm x 50M	\$ 181.49	\$ 68.00	63%	CONCC2550
CORRO CONDUIT GREY 32mm x 10M	\$ 68.76	\$ 32.00	53%	CONCC3210
CORRO CONDUIT GREY 32mm x 25M	\$ 152.68	\$ 72.00	52%	CONCC3225
CORRO CONDUIT GREY 40mm x 10M	\$ 122.60	\$ 50.00	59%	CONCC4010
CORRO CONDUIT GREY 40mm x 25M	\$ 276.19	\$ 110.00	60%	CONCC4025
CORRO CONDUIT GREY 50mm x 10M	\$ 168.14	\$ 70.00	58%	CONCC5010
CORRO CONDUIT GREY 50mm x 25M	\$ 373.31	\$ 160.00	57%	CONCC5025



INSPECTION ELBOW 20mm	\$ 5.37	\$ 2.20	59%	CONIE20
INSPECTION ELBOW 25mm	\$ 10.70	\$ 4.40	59%	CONIE25
INSPECTION ELBOW 32mm	\$ 17.06	\$ 7.80	54%	CONIE32



SOLID ELBOW 20mm	\$ 3.90	\$ 1.40	64%	CONSE20
SOLID ELBOW 25mm	\$ 8.50	\$ 2.30	74%	CONSE25



INSPECTION TEE 20mm	\$ 6.21	\$ 2.80	55%	CONIT20
INSPECTION TEE 25mm	\$ 11.00	\$ 4.00	64%	CONIT25

SOLID TEE 20mm	\$ -	\$ 1.40	-	CONST20
SOLID TEE 25mm	\$ -	\$ 2.20	-	CONST25

STANDARD BEND GREY 20mm	\$ 5.06	\$ 1.60	68%	CONSB20
-------------------------	---------	---------	-----	---------

STANDARD BEND GREY 25mm	\$ 8.84	\$ 2.20	75%	CONSB25
-------------------------	---------	---------	-----	---------

STANDARD BEND GREY 32mm	\$ 11.94	\$ 5.95	50%	CONSB32-90
-------------------------	----------	---------	-----	------------

STANDARD BEND GREY 40mm	\$ 19.52	\$ 8.20	58%	CONSB40-90
-------------------------	----------	---------	-----	------------

STANDARD BEND GREY 50mm	\$ 36.88	\$ 13.95	62%	CONSB50-90
-------------------------	----------	----------	-----	------------



FIRST STOP ELECTRICAL

Unit 27 Jupiter Plaza
12-20 Lawrence Dr
Nerang, Qld, 4211

Ph: 07 5596 2800
Fx: 07 5596 2900
Email: nerang@firststop.com.au

PVC Duct, Conduit & Fittings

	DESCRIPTION	TRADE	1ST STOP SELL	DISC	1ST STOP CODE
	CONDUIT J BOX SHALLOW 20mm x 1W	\$ 5.91	\$ 1.95	67%	CONJB201
	CONDUIT J BOX SHALLOW 20mm x 2W	\$ 6.32	\$ 1.95	69%	CONJB202
	CONDUIT J BOX SHALLOW 20mm x 3W	\$ 6.93	\$ 1.95	72%	CONJB203
	CONDUIT J BOX SHALLOW 20mm x 4W	\$ 7.82	\$ 1.95	75%	CONJB204
	CONDUIT J BOX SHALLOW 25mm x 1W	\$ 7.46	\$ 1.95	74%	CONJB251
	CONDUIT J BOX SHALLOW 25mm x 2W	\$ 8.35	\$ 1.95	77%	CONJB252
	CONDUIT J BOX SHALLOW 25mm x 3W	\$ 8.88	\$ 1.95	78%	CONJB253
	CONDUIT J BOX SHALLOW 25mm x 4W	\$ 10.62	\$ 1.95	82%	CONJB254
	CONDUIT J BOX DEEP 20mm x 1W	\$ 9.13	\$ 3.40	63%	CONJBD201
	CONDUIT J BOX DEEP 20mm x 2W	\$ 9.40	\$ 3.40	64%	CONJBD202
	CONDUIT J BOX DEEP 20mm x 3W	\$ 10.01	\$ 3.40	66%	CONJBD203
	CONDUIT J BOX DEEP 20mm x 4W	\$ 10.86	\$ 3.40	69%	CONJBD204
	CONDUIT J BOX DEEP 20mm x 2W R/A	\$ 9.87	\$ 3.40	66%	CONJBD205
	CONDUIT J BOX DEEP 25mm x 1W	\$ 10.18	\$ 3.40	67%	CONJBD251
	CONDUIT J BOX DEEP 25mm x 2W	\$ 11.08	\$ 3.40	69%	CONJBD252
	CONDUIT J BOX DEEP 25mm x 3W	\$ 11.65	\$ 3.40	71%	CONJBD253
	CONDUIT J BOX DEEP 25mm x 4W	\$ 12.27	\$ 3.40	72%	CONJBD254
	CONDUIT J BOX DEEP 25mm x 2W R/A	\$ 11.64	\$ 3.40	71%	CONJBD255
	EXTENSION RING 25mm	\$ 6.75	\$ 1.40	79%	CONEXTR
	UNIVERSAL COVER VERMIN PROOF	\$ 6.32	\$ 1.95	69%	CONUNI
	PVC J BOX DISPOSABLE LID RED	\$ 1.37	\$ 0.45	67%	CONDLR
	PVC J BOX DISPOSABLE LID BLUE	\$ 1.37	\$ 0.45	67%	CONDLB
	PVC J BOX DISPOSABLE LID GREEN	\$ 1.37	\$ 0.45	67%	CONDLG
	PVC J BOX DISPOSABLE LID WHITE	\$ 1.37	\$ 0.45	67%	CONDLW
	PVC J BOX DISPOSABLE LID ORANGE	\$ 1.37	\$ 0.45	67%	CONDLO
	PVC J BOX DISPOSABLE LID YELLOW	\$ 1.37	\$ 0.45	67%	CONDLY
	LOCATING FLANGE 20mm	\$ 3.50	\$ 1.95	44%	CONLC20
	LOCATING FLANGE 25mm	\$ 3.50	\$ 1.95	44%	CONLC25
	LOCATING FLANGE 32mm	\$ 3.67	\$ 1.95	47%	CONLC32
	ADAPTABLE BOX 75x75x50	\$ 23.85	\$ 8.65	64%	CONAB332
	ADAPTABLE BOX 100x100x75	\$ 32.49	\$ 13.35	59%	CONAB443
	ADAPTABLE BOX 150x150x75	\$ -	\$ 27.75	-	CONAB663
	ADAPTABLE BOX 225x150x75	\$ 82.84	\$ 39.00	53%	CONAB963
	METAL HALF SADDLE 20mm x 5mm	\$ 0.27	\$ 0.16	41%	CONHD20-5
	METAL HALF SADDLE 20mm x 6mm	\$ 0.32	\$ 0.16	50%	CONHS20-6
	METAL HALF SADDLE 25mm x 5mm	\$ 0.38	\$ 0.20	47%	CONHS25-5
	METAL HALF SADDLE 25mm x 6mm	\$ 0.39	\$ 0.20	50%	CONHS25-6
	METAL HALF SADDLE 32mm x 5mm	\$ 0.82	\$ 0.35	57%	GTS LX



FIRST STOP ELECTRICAL

Unit 27 Jupiter Plaza
12-20 Lawrence Dr
Nerang, Qld, 4211

Ph: 07 5596 2800
Fx: 07 5596 2900
Email: nerang@firststop.com.au

PVC Duct, Conduit & Fittings

DESCRIPTION	TRADE	1ST STOP SELL	DISC	1ST STOP CODE
 CONDUIT FULL SADDLE /N/ SPACER 20mm	\$ 3.93	\$ 1.45	63%	CONSC20-SG
CONDUIT FULL SADDLE /N/ SPACER 25mm	\$ 4.19	\$ 1.60	62%	CONSC25-SG
CONDUIT PLUG 20mm	\$ 2.17	\$ 0.16	93%	CONCP20
CONDUIT PLUG 25mm	\$ 2.17	\$ 0.32	85%	CONCP25
PLAIN TO SCREW ADAPTOR 20mm	\$ 2.70	\$ 1.40	48%	CONPS20
PLAIN TO SCREW ADAPTOR 25mm	\$ 3.71	\$ 2.20	41%	CONPS25
PLAIN TO SCREW ADAPTOR 32mm	\$ 6.80	\$ 2.95	57%	CONPS32
PLAIN TO SCREW ADAPTOR 40mm	\$ 6.55	\$ 3.80	42%	CONPS40
 PVC COUPLINGS 20mm	\$ 1.24	\$ 0.32	74%	CONTC20
PVC COUPLINGS 25mm	\$ 1.51	\$ 0.72	52%	CONTC25
PVC COUPLINGS 32mm	\$ 2.79	\$ 1.76	37%	CONTC32
PVC COUPLINGS 40mm	\$ 4.10	\$ 2.20	46%	CONTC40
PVC COUPLINGS 50mm	\$ 8.31	\$ 3.95	53%	CONTC50
ADAPTOR CORRO TO SCREW 20mm	\$ 4.00	\$ 1.40	65%	CONCSC20
ADAPTOR CORRO TO SCREW 25mm	\$ -	\$ 2.20	-	CONCSC25
ADAPTOR CORRO TO PLAIN 20mm	\$ 6.61	\$ 1.00	85%	CONCSCP20
ADAPTOR CORRO TO PLAIN 25mm	\$ 8.21	\$ 1.80	78%	CONCSCP25
ADAPTOR CORRO R/ANGLE 20mm	\$ -	\$ 1.40	-	CONCA90-20
ADAPTOR CORRO R/ANGLE 25mm	\$ -	\$ 2.20	-	CONCA90-25
LOCKRINGS 20mm	\$ 0.62	\$ 0.32	39%	CONLR20
LOCKRINGS 25mm	\$ 1.08	\$ 0.40	63%	CONLR25
LOCKRINGS 32mm	\$ 2.68	\$ 0.45	83%	CONLR32

